



»» Features

- Low cost automotive relay with ISO 280 footprint.
- High rating up to 35A at 125 degree C.
- Optional to be equipped with diode or resistor.
- General purpose applications for automotive in power control box.

»» Type List

Terminal style	Contact form	Designation (provided with)	Enclosure style		
			Dust cover	Flux tight	Sealed type washable
Socket terminal	1A (SPNO)	-----	301-1A-D	301-1A-C	301-1A-S
		Resistor ⁽¹⁾	301-1A-D-R1	301-1A-C-R1	301-1A-S-R1
		Diode	301-1A-D-D1	301-1A-C-D1	301-1A-S-D1
	1C (SPDT)	-----	301-1C-D	301-1C-C	301-1C-S
		Resistor ⁽¹⁾	301-1C-D-R1	301-1C-C-R1	301-1C-S-R1
		Diode	301-1C-D-D1	301-1C-C-D1	301-1C-S-D1

Note : (1) 6VDC COIL: 180 Ω Resistor in parallel
 12VDC COIL: 680 Ω Resistor in parallel
 24VDC COIL: 2700 Ω Resistor in parallel

»» Ordering Information

301 - 1A - D - R1
 1 2 3 4

1. 301 -- Basic series designation
2. 1A -- Single pole normally open
 1C -- Single pole double throw
3. D -- Dust cover
 C -- Flux tight
 S -- Sealed type washable
4. Blank-- Standard type
 R1 -- Coil parallel with resistor 6VDC-180 Ω、12VDC-680Ω、24VDC-2700Ω
 D1 -- Coil parallel with diode

»» Contact Rating

Resistive load	1A	1C
	35A 14VDC	NO : 35A 14VDC NC : 20A 14VDC

»» Coil Rating (DC)

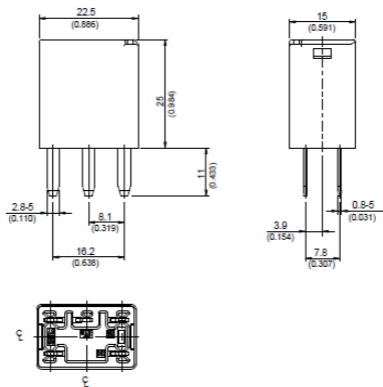
Rated voltage (V)	Rated current ±10 % at 23 °C (mA)	Coil resistance ±10 % at 23 °C (Ω)	Max. continuous voltage at 85 °C	Pick up voltage(Max) at 23 °C	Drop out voltage(Min) at 23 °C	Power consumption at rated voltage
6	187.5	32	133 % of rated voltage	60 % of voltage	10 % of voltage	approx. 1.2W
12	97.5	123		rated voltage	rated voltage	
24	49.6	483		rated voltage	rated voltage	

»» Specification

Contact material	AgSnO alloy	
Contact voltage drop ⁽¹⁾	Typ. 40mV at 10A	
Operate time ⁽¹⁾	10ms Max.	
Release time ⁽¹⁾	10ms Max.	
Insulation resistance ⁽¹⁾	20M Ω Min. (DC 500V)	
Dielectric strength ⁽¹⁾	Between open contact	: AC 500V , 50/60Hz 1 min.
	Between contact and coil	: AC 500V , 50/60Hz 1 min.
Vibration resistance	Operating extremes	10~500Hz , 5.0G
	Damage limits	10~500Hz , 5.0G
Shock resistance	Operating extremes	10G
	Damage limits	100G
Life expectancy	Mechanical	10,000,000 operations (frequency 18,000 operations/hr)
	Electrical	100,000 operations (frequency 1,800 operations/hr)
Temperature range	Storage	-40~+155°C (no freezing)
	Operating	-40~+125°C (no freezing)
Weight	Approx. 20 g	

Note:(1)Initial value

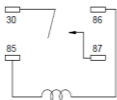
»» Outline Dimensions



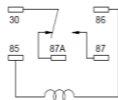
»» Wiring Diagram

BOTTOM VIEW

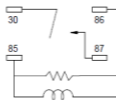
1A



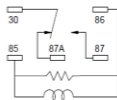
1C



1A (R1)

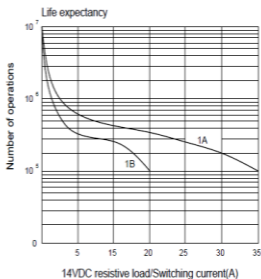
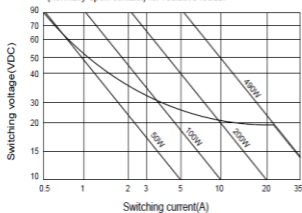


1C (R1)

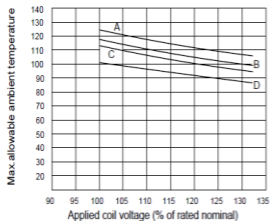


»» Engineering Data

Safe breaking arc extinguished
(normally open contact) for resistive loads.



Ambient temperature vs coil voltage for continuous duty



A:15A B:20 C:25 D:35A Contact load(resistive)

Maximum mean coil temperature=155°C

Operate time/Release time

